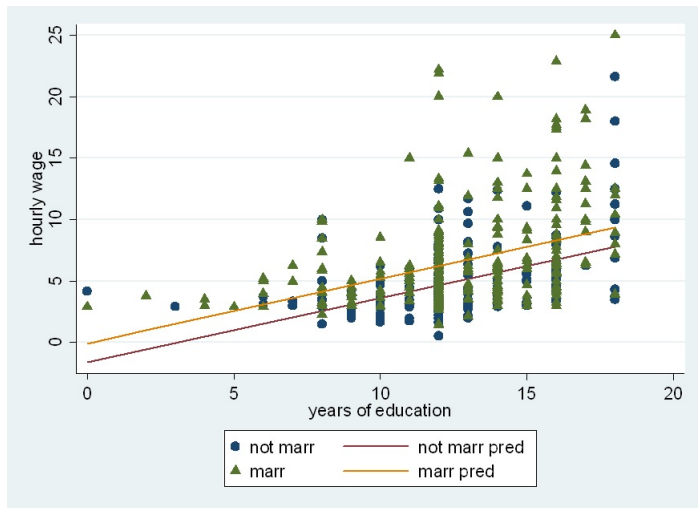


# Qualitative Information

- 1 Dummy independent variables
- 2 Linear probability model

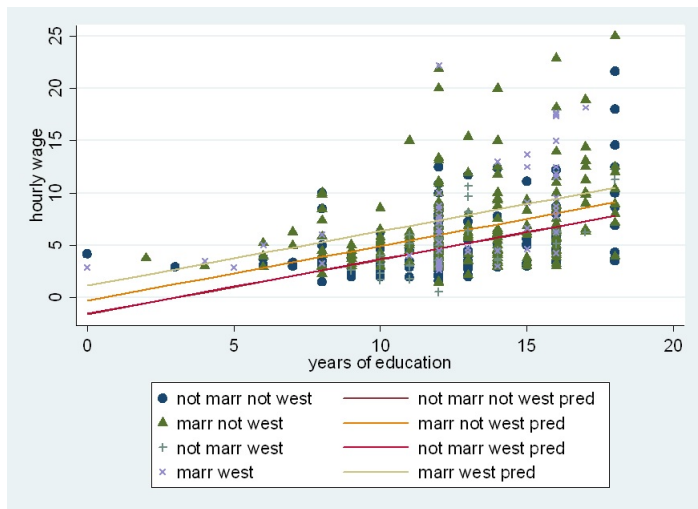
# Dummy Independent Variables

Note: different intercepts for  $married = 1$  and  $0$ , but common slope  $\hat{\beta}_1$



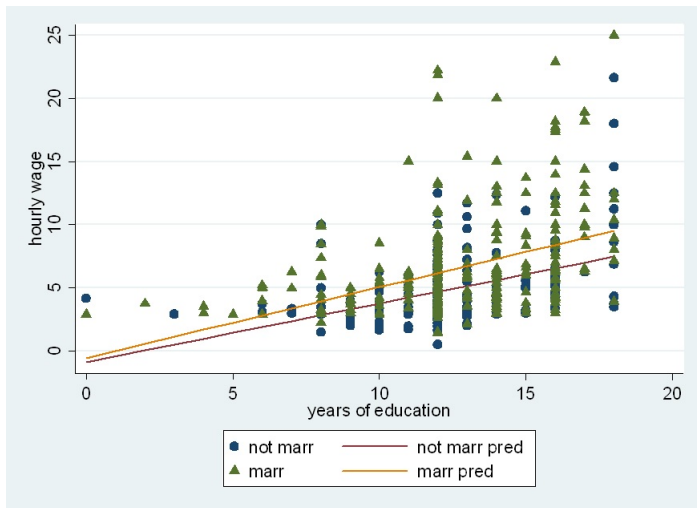
## Dummy Independent Variables (cont.)

Note: different intercepts for *marrwe*, *marrnotwe*, *notmarrwe*, and the base group but common slope  $\hat{\beta}_1$



# Dummy Independent Variables (cont.)

Note: different intercepts and slopes for  $\text{married} = 1$  and  $0$



# The Linear Probability Model

Data: MROZ

