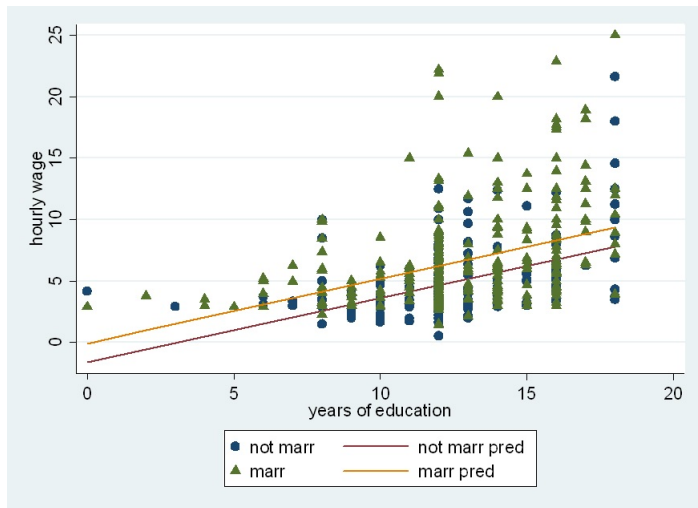


Qualitative Information

- ① Dummy independent variables
- ② Linear probability model

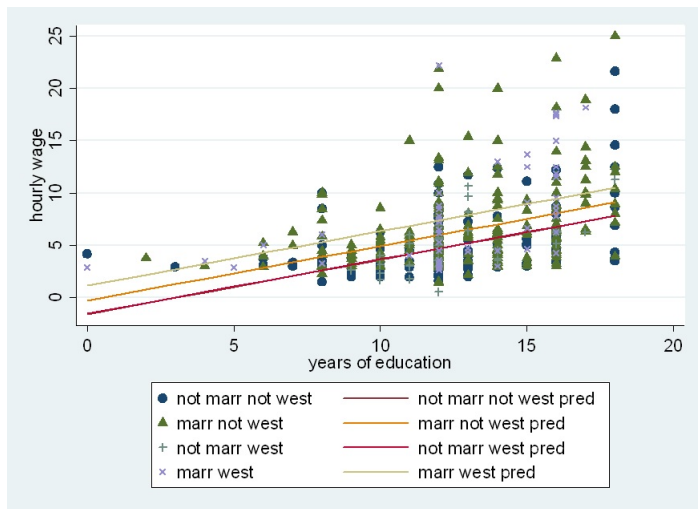
Dummy Independent Variables

Note: different intercepts for $married = 1$ and 0 , but common slope $\hat{\beta}_1$



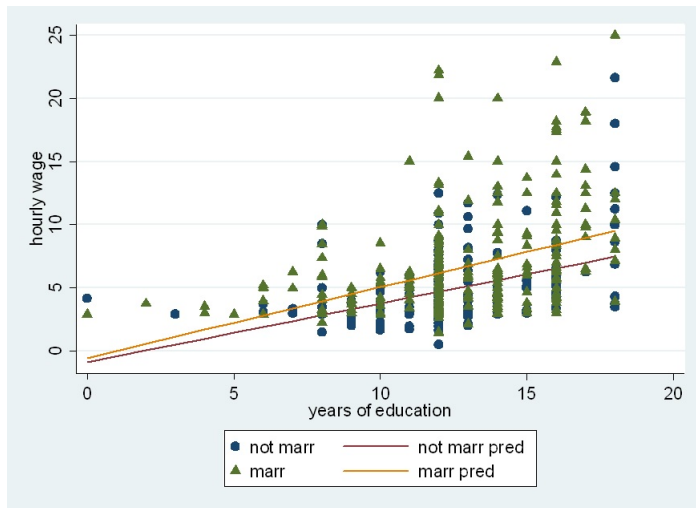
Dummy Independent Variables (cont.)

Note: different intercepts for *marrwe*, *marrnotwe*, *notmarrwe*, and the base group but common slope $\hat{\beta}_1$



Dummy Independent Variables (cont.)

Note: different intercepts and slopes for $\text{married} = 1$ and 0



The Linear Probability Model

Data: MROZ

